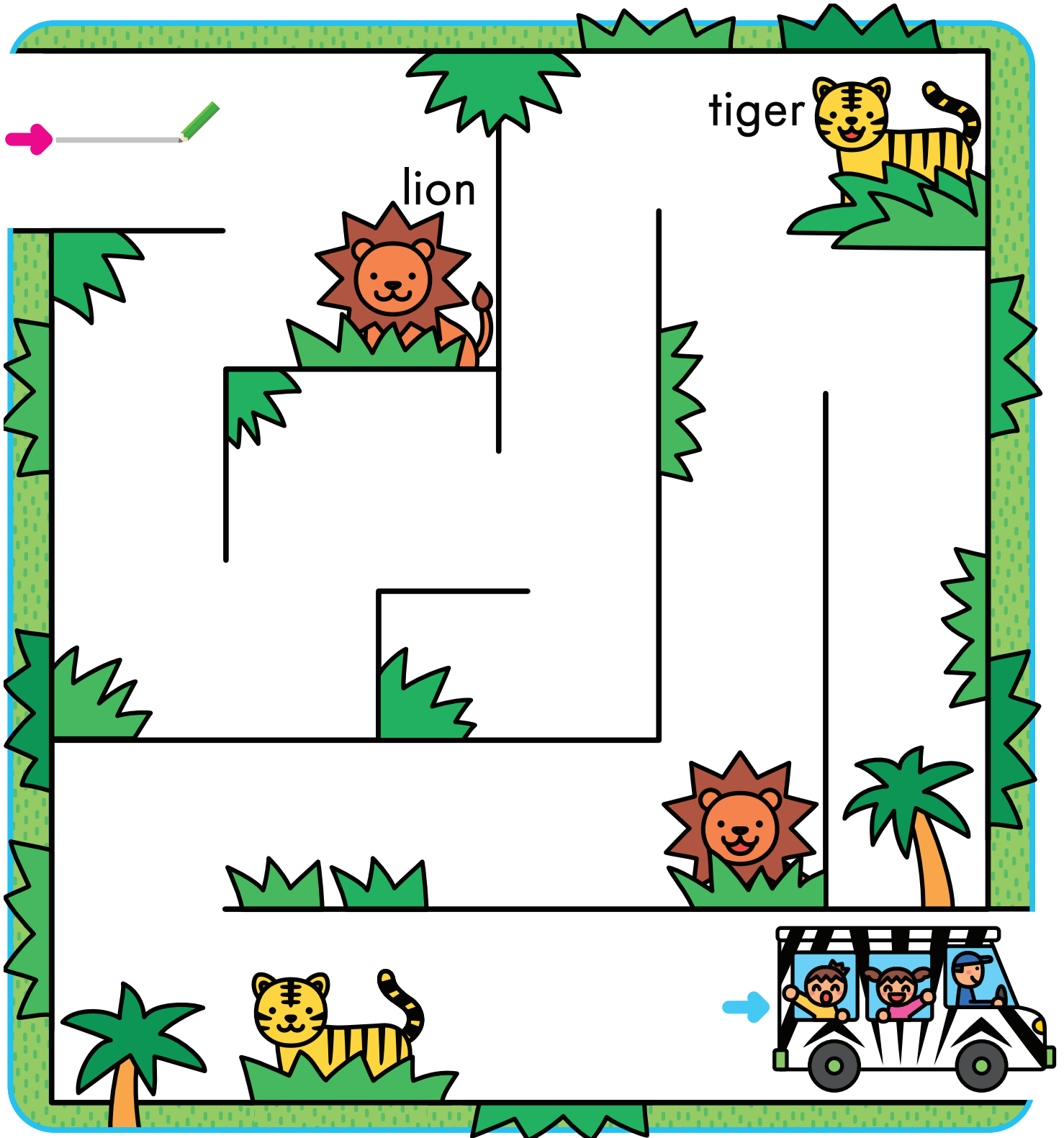


Let's Go Through the Maze

To Parents: Using a pencil to complete mazes helps strengthen fine motor coordination and build handwriting skills. For more fun, say "hi" to the lions and tigers as you pass them.



Draw a line from  to  to go on a safari.






Let's Match the Shadows


To Parents: Here, your child will use observational, reasoning, and problem-solving skills to determine the match for each animal.




Draw lines from each shadow to its match.




lion



elephant



tiger





zebra

Let's Feed the Monkeys

To Parents: If your child struggles with this activity, have him or her count to four on one hand. Then he or she can use the other hand to count the bananas in each monkey's mouth. Your child can see how many fingers, or bananas, he or she needs to add to reach four.



The monkeys are hungry. Put banana stickers in each of their mouths so that each monkey has 4 bananas.



Let's Make an Elephant Face

To Parents: Your child may have a hard time cutting out the pieces. It might be easier if you cut along the straight gray lines first to remove the bottom part of the page from the book and then let your child cut along the curved gray lines.



Start by cutting out the elephant pieces along the thick gray lines. Turn the page for more.

How to Make

Fold the face and trunk along the dotted black lines. Glue the

1 and 2 on the trunk to the

1 and 2 on the face.

