
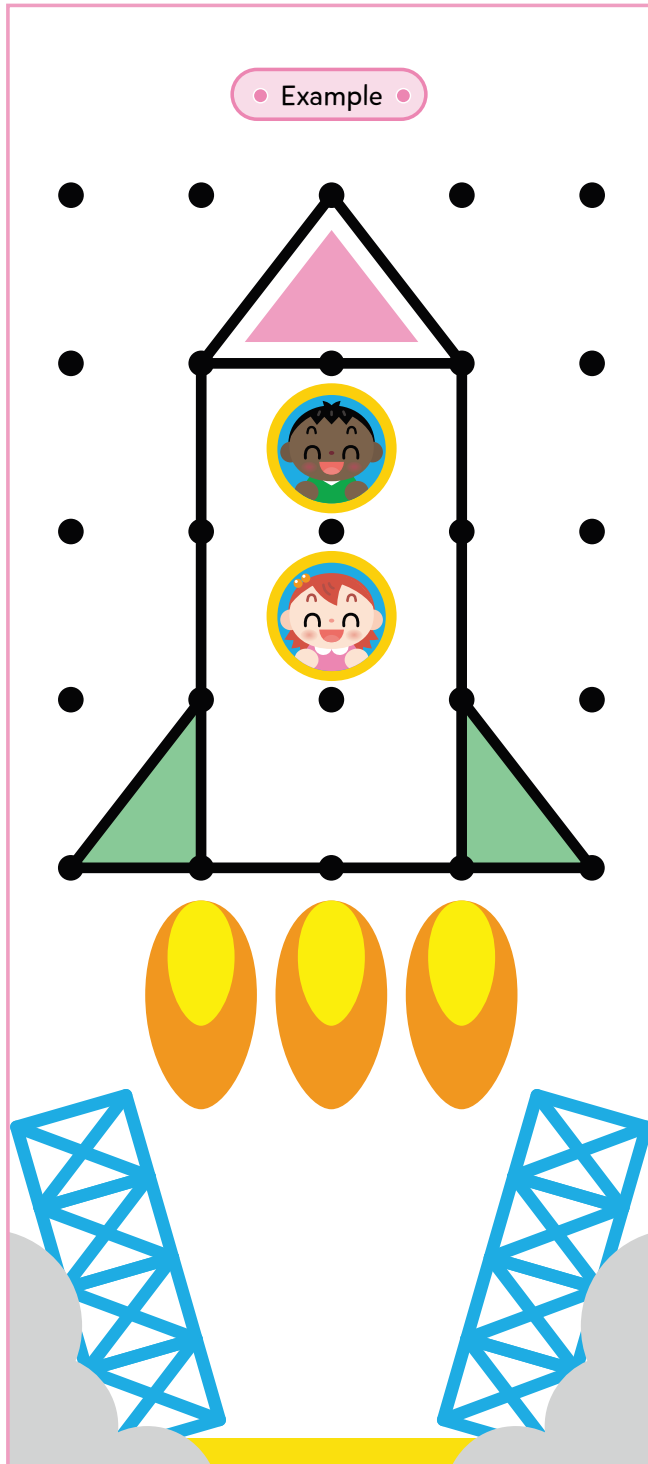


Let's Draw a Matching Rocket

To Parents: Show your child the picture in the example box. Then, ask your child to pay attention to the location, length, and direction of each line needed to finish the picture. Connecting the dots in this puzzle helps develop handwriting skills. It also exercises your child's observational skills.



Draw lines from ● to ● to make a rocket picture that matches the example.

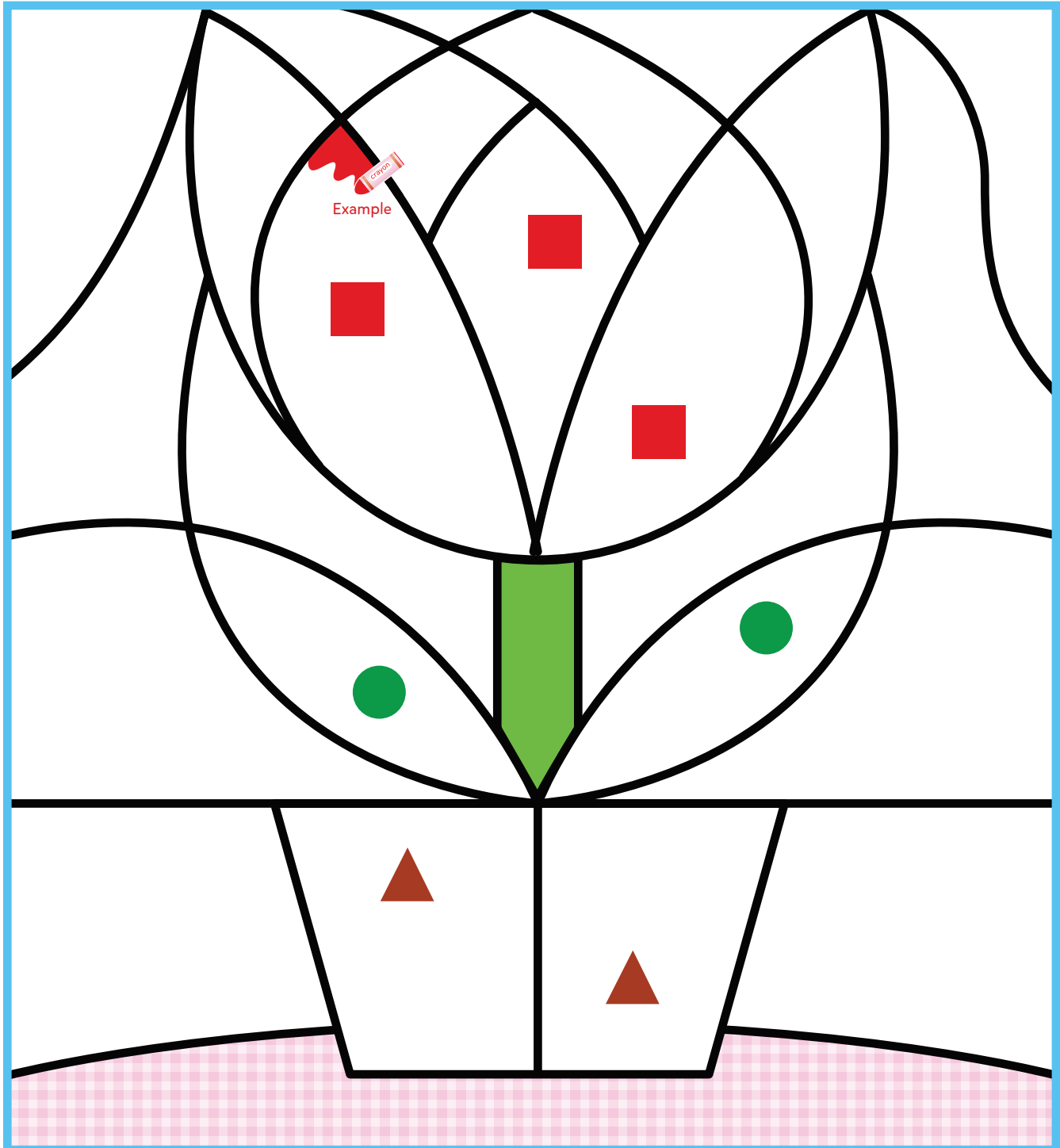


Let's Find Shapes and Colors

To Parents: In this activity, your child will practice recognizing different shapes and colors. When your child has finished coloring, ask what the object is.




Color **red** the shapes that contain a . Color **green** the shapes that contain a . Color **brown** the shapes that contain a . What picture do you see?





Let's Find the Hidden Animals

To Parents: This activity focuses on observational skills and locating hidden objects. Finding the hippopotamus and alligator might be difficult.



Animals are hiding in the jungle. Find the animals in the  on the bottom. Then, draw a line to connect each match.



Let's Find Matching Sweets

To Parents: This activity focuses on distinguishing characteristics. The changes in the size and positioning of the sweets can make this activity difficult. Give hints if your child needs them.



There are sweets hidden around the castle.

Find each sweet and draw a line to its match on the bottom.

