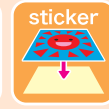
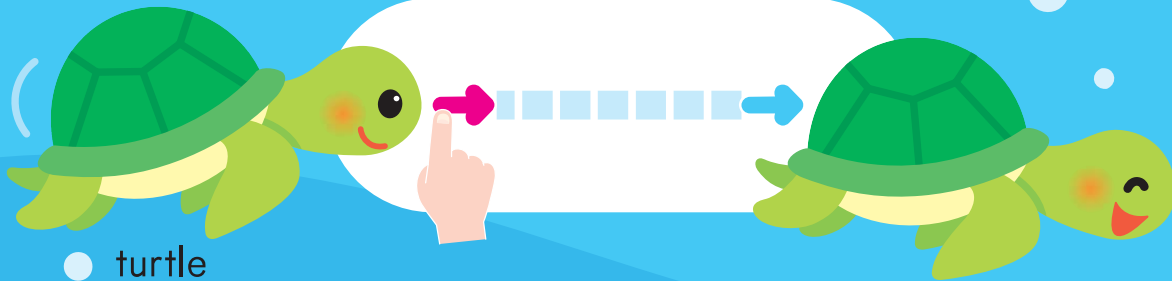


Trace Lines

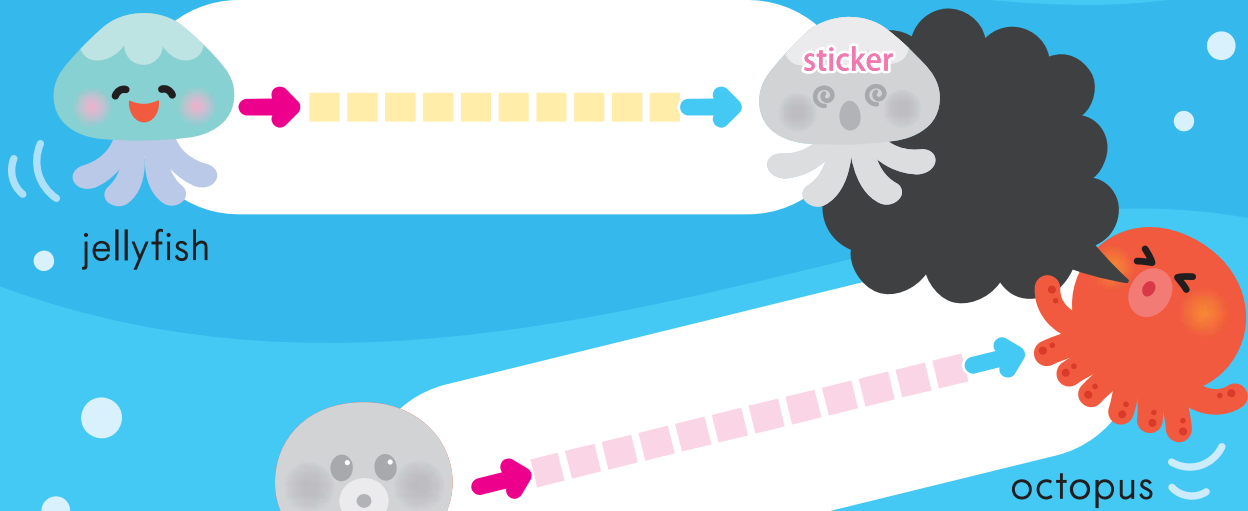
To Parents: In this activity, your child will practice drawing short horizontal lines. When your child is ready to use crayons after tracing, have them use crayons that are easy to color with. Children of this age usually do not apply much pressure when writing.



Trace lines from  to . Put the stickers on




turtle



jellyfish

octopus



fish

Bonus Challenge! Point to each animal and say its name.



Trace the Letter A

To Parents: Trace the letter with your finger, following the numbers and arrows. Hold your child's finger and help them trace the letter.




Trace the A and say "A." Put stickers on




that start with the letter A.


example




ant



apron



alligator



apple

Bonus Challenge! Point to each object and say its name.



Color with Orange

To Parents: After your child finishes coloring, ask them to name the objects. This will enhance color recognition skills.




Color each object with its matching color.

orange



pumpkin



orange



basketball



carrot



fox




Bonus Challenge! Find the animal and point to it.

Trace the Number 2

To Parents: Encourage your child to trace independently with a crayon. If they have difficulty, have them trace with a finger first. Then guide your child's hand to help them trace the number.



Trace the number 2 from  to . Then color the buses.



Match the Monsters

To Parents: This activity focuses on observation skills. Ask your child to point to their favorite monster. Then ask if they can find the same monster elsewhere.



Draw a line to connect the matching monsters.

Bonus Challenge! Find the angry monsters and point to them.