


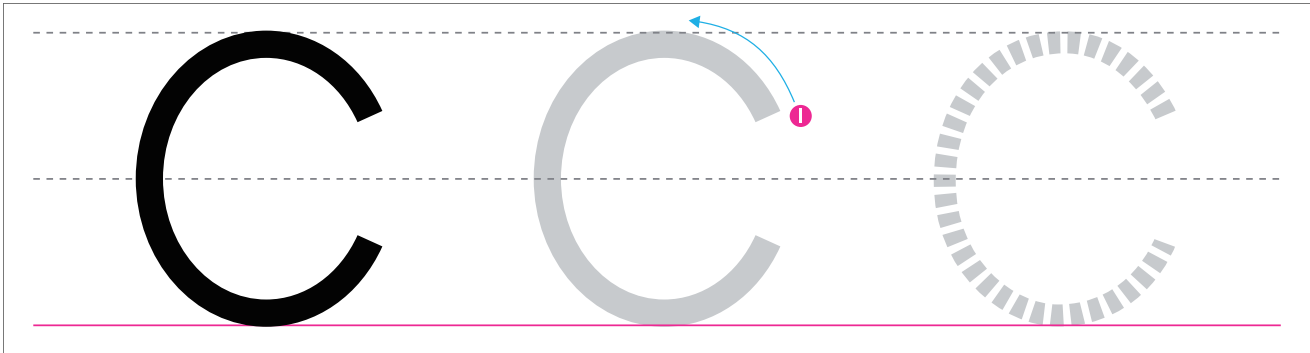


Trace the Letter C


To Parents: Provide a crayon and let your child trace the dotted line. If they have difficulty, have your child trace the letter with their pointer finger, or hold their finger and help them trace the letter. After tracing, say, "C is for cat, cow, and car."



Trace the C and say "C."



cat



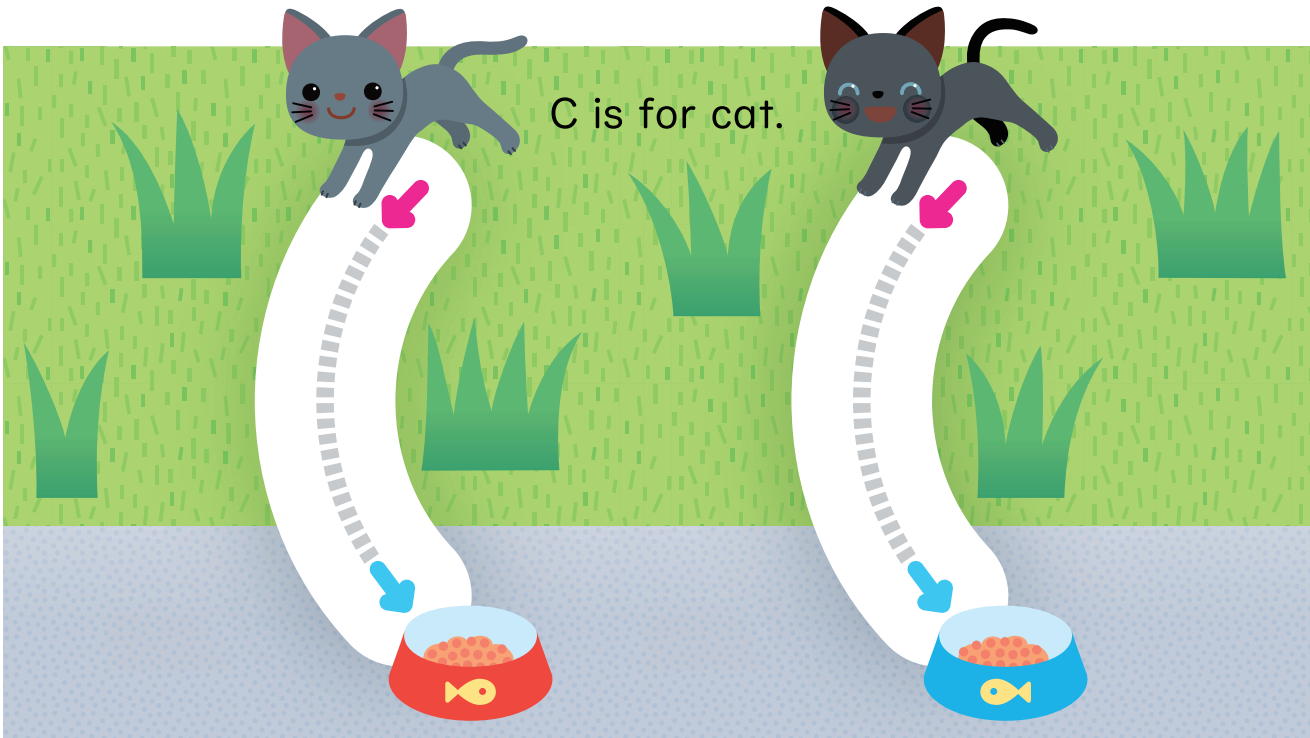
cow



car



Trace the lines from  to .





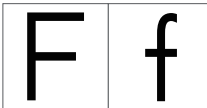


Find the Letter F


To Parents: This activity focuses on observation skills to differentiate between various shapes and colors. Point out the example flower. Help your child begin to recognize the details that make things similar and different.



Point to all the pink flowers in this garden. Then, find the letter F.



F is for flower.

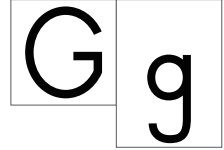


Find the Letter G

To Parents: As you point at each animal below, ask your child to say its name. Then, read the two "G is for . . ." sentences provided. Ask your child, "Which animal names begin with G?"



Circle the two animals whose names begin with G.
Then, find the letter G.



G is for gorilla.

G is for giraffe.




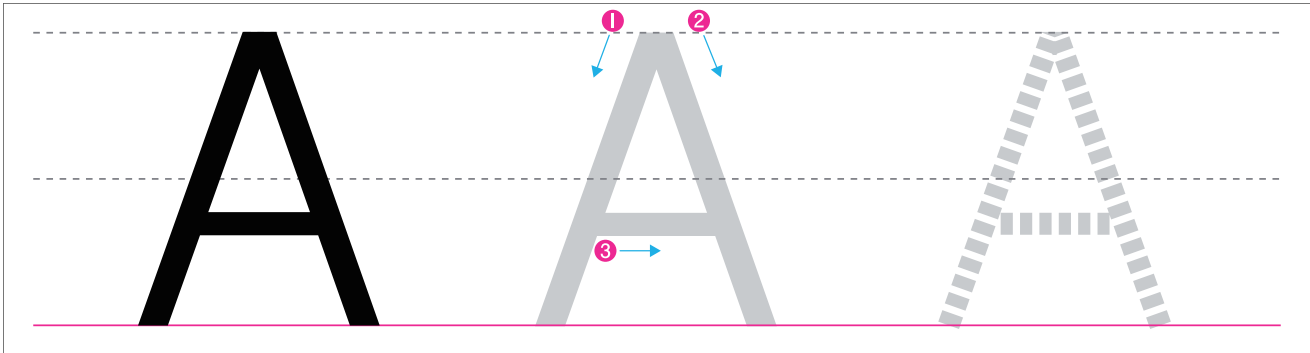


Trace the Letter A


To Parents: Provide a crayon and let your child trace the dotted lines. If they have difficulty, have your child trace the letter with their pointer finger, or hold their finger and help them trace the letter. After tracing, say, "A is for ant, alligator, and apple."




Trace the A and say "A."



ant



alligator



apple



Trace the lines from  to .

