


## Let's Trace Horizontal Lines

**To Parents:** Guide your child to follow the dotted line with his or her finger. Then have your child trace the line with a crayon. Drawing horizontal lines will help prepare your child for writing letters and numbers.



Trace the dotted line to help the bees get to the flowers. Can you buzz like a bee?




# Let's Match the Puppies

**To Parents:** Point to the top picture. Ask, "What animal is this?" Then ask, "Which other picture shows the same animal?" Have your child trace the path to the matching picture with his or her finger first. Then have your child draw the path with a crayon.



Draw a line from the puppy to its match.




## Let's Find the Birds

**To Parents:** The circles around the objects do not need to be neat. It is more important for your child to determine which objects should be circled and which should not be circled.




Draw a circle around each bird.



# Let's Count the Elephants

**To Parents:** After your child has finished counting and coloring the circles at the bottom, extend the fun by asking if he or she can imitate an elephant.



Count the elephants. Then, color the same amount of  at the bottom.

