

Creativity

Beach Day

Give the kids beach toy stickers. Then, add sea creature stickers on the beach.



example



Picture Puzzle

Complete the Picture

Put a sticker on  to complete each picture.





Maze

Numbers

Number Maze



Follow the path from  to  in the order of smallest to largest. As you go, put number stickers on the path. When finished, count the number of fish.


The maze path consists of the following circles and connections:

- Circle 1 (top left) contains the number 1, a pink sticker, and 1 dot. A pink arrow points to it.
- Circle 2 (middle left) contains the number 2, a pink sticker, and 2 dots. It is connected to circle 1.
- Circle 3 (top middle) contains the number 3, a pink sticker, and 3 dots. It is connected to circle 2.
- Circle 4 (top right) contains the number 4, a pink sticker, and 4 dots. It is connected to circle 3.
- Circle 5 (middle right) contains the number 5, a pink sticker, and 5 dots. It is connected to circle 4.
- Circle 6 (middle right) contains the number 6, a pink sticker, and 6 dots. A blue arrow points to it.
- Circle 7 (bottom right) contains the number 7, a pink sticker, and 7 dots. It is connected to circle 6.
- Circle 8 (bottom middle) contains the number 8, a pink sticker, and 8 dots. It is connected to circle 7.
- Circle 9 (bottom left) contains the number 9, a pink sticker, and 9 dots. It is connected to circle 8.

Classification

Playroom

Help keep the children's room tidy. Put the book and toy stickers on the correct shelf.




Stickers

Reward Stickers




Page 3



Page 1



Page 4



Page 2