

Let's Complete the Maze

To Parents: Mazes help develop handwriting skills and the ability to look ahead before making decisions. Encourage your child to try again from the beginning if she or he hits a dead end.



Find the path through the sheep's wool. Draw a line from  to .



Let's Find the Path to the Flower

To Parents: Ask, "What is Cat pouring water on?" Encourage your child to trace each dotted line with his or her finger to find the correct path before tracing it with a pencil, crayon, or marker.



Which path leads to the flower? Trace  from  to .



Let's Count the Candy

To Parents: In this activity, your child will count and compare quantities. He or she will decide which amount is greater than the other. Have your child count the candy and then take the path with more candy at each junction.



Draw a line from  to  following the path that has more candy.




Let's Make a Lion's Mane

To Parents: Cut out the green square below. Then, your child will practice cutting short lines and stopping at a specific point.




Parents




Cut along the gray lines.

How to Play



Make cuts in the green area to make a lion's mane.



Parents: Cut along the gray lines.

