

Let's Find the Matching Picture

To Parents: All of the makeup trays contain similar items. Your child should pay attention to the details that make each tray different.



Which makeup tray matches the example exactly?
Write a ✓ in the below the matching tray.



Example




Let's Find the Differences

To Parents: Ask your child to look carefully at the people and the things in each picture to find the differences between them. (The answers are bucket/pot, sun/balloon, watering can/shovel, bird on the roof, bicycle/unicycle, and socks/hat.)



Find 6 differences between the top and bottom pictures.



Draw a ○ around each difference in the bottom picture.




Let's Find Objects in a Tree

To Parents: Have your child count the birds and shovels to make sure she or he found them all.



Find 7 birds . Color them all the same color.
Then, find 8 shovels . Color them another color.



Let's Connect the Dots

To Parents: Before getting started, ask your child to use his or her imagination to guess what the picture might be.



Connect the dots from 1 to 30 in order.

