






## Go Through the Maze

**To Parents:** This activity prompts children to draw a line within the white area. Since there isn't a guide, it's okay if the line isn't smooth.



Take the lamb to the mother sheep. Draw a line from  to . Then, make the animals' noises.



**Bonus Challenge!** Point to each animal and say its name.



## Go Through the Tree

**To Parents:** Encourage your child to study the entire picture and to think carefully before deciding which path to take.



Draw a line from  to .



**Bonus Challenge!** Say the name of each animal that lives in the tree.






## Draw Lines

**To Parents:** It is difficult to draw a spiral line. Encourage your child first to trace each shape with their finger so they can learn the shape and direction of each line before using a crayon or pencil.



Draw lines from  to . Put the stickers on





**Bonus Challenge!** Point to each animal and say its name.

# Trace the Animals' Faces

**To Parents:** After your child traces the lines, say, "The fox's face is a triangle, and the mouse's face is a heart."



Trace lines from  to . Say the name of each shape.





# Trace the Sun

**To Parents:** This activity is designed to teach your child how to draw a circle and diagonal lines. It is difficult to draw a circle, so encourage them to take a rest after drawing a semicircle.



Trace lines from  to .



**Bonus Challenge!** Count the number of birds.

# Find the Path to the Bookshelf

**To Parents:** First, ask your child, "Where should you put your books?" Encourage them to trace each dotted line with their finger to find the correct path before tracing it with a crayon.



Put the books away. Which dotted line leads to the bookshelf?  
Trace the line from  to .







## Draw a Line

**To Parents:** The shape in this activity is made up of different types of lines (curved and horizontal). When turning a corner, have your child stop the crayon momentarily before continuing.



Take a ride on the skateboard. Draw a line from  to .





## Match What You Use

**To Parents:** Start the activity by asking, "What do you use when you wash your hands/brush your teeth?" Then, have your child connect each activity with the correct items.



Which of these items do you use when you wash your hands? Which of these items do you use when you brush your teeth? Draw each line from ➡ to ➡.

