


Find the Letter D

To Parents: This activity focuses on observation skills. Ask your child to point to their favorite dog. Then, ask if they can find the same dog elsewhere. Finally, ask them to point to and then connect the pair.



Draw a line to connect the matching dogs.
Then, find the letter D in the picture.

D is for DOG.



example




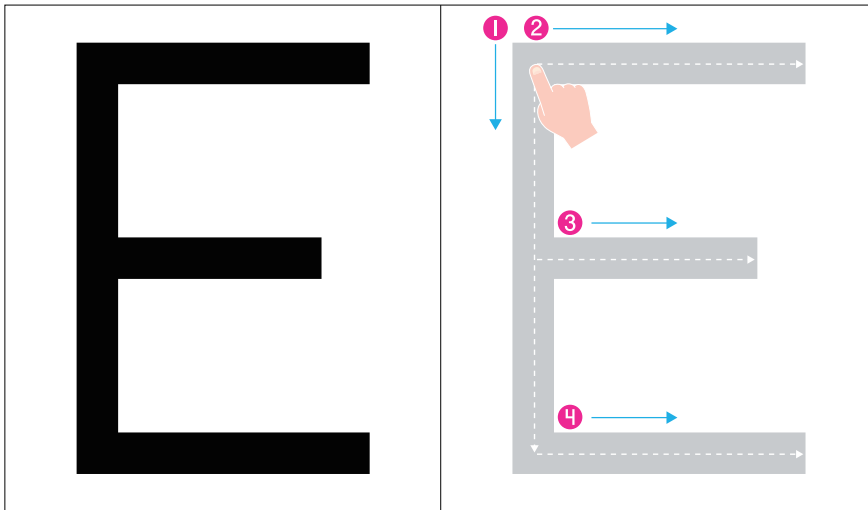


Trace the Letter E


To Parents: Trace the letter with your finger, following the numbers and arrows. Hold your child's finger and help them trace the letter. Together, say "E is for elephant." Ask your child what kind of sound an elephant makes. Then, do your best elephant impression!



Trace the E and say "E."




EGG



ELEPHANT



Color the ELEPHANT.



E is for ELEPHANT.

Find the Letter L

To Parents: This activity builds creativity. Encourage your child to draw a mane on the lion. Let them draw freely—it doesn't need to look like the example. Be sure to tell your little one, "Well done!"



Draw a mane on the lion. Then, find the letter L.

L is for LION.



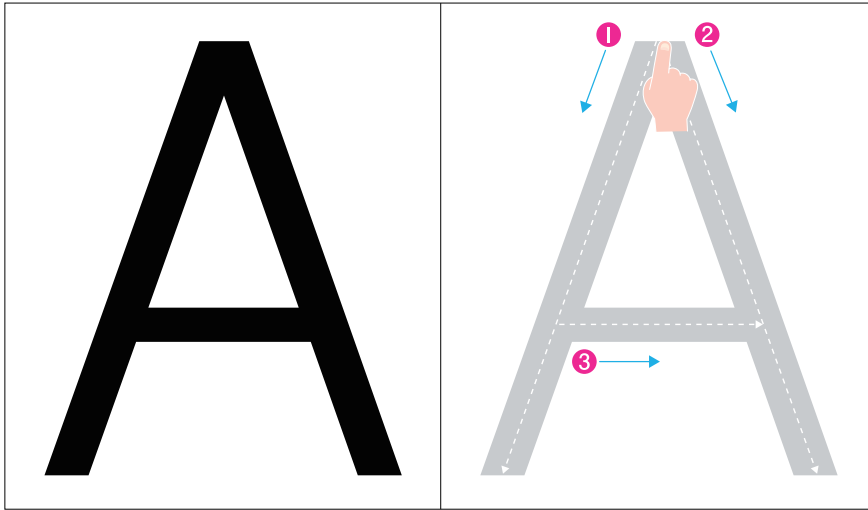


Trace the Letter A


To Parents: Trace the letter with your finger, following the numbers and arrows. Hold your child's finger and help them trace the letter. Encourage them to color the apple, too!



Trace the A and say "A."




AIRPLANE



APPLE



Color the APPLE.



A is for APPLE.