


## Let's Count Cats

**To Parents:** Emphasize that the number 5 represents five objects. Ask, "How many cats are inside the number?" Then, let your child choose a color to fill in the circles at the bottom of the page.



Count the cats inside the number 5.

Then, color the same number of  at the bottom.




## Let's Draw Patterns

**To Parents:** Have your child draw a pattern of his or her choosing on the butterfly's wings and color the flowers any color. Explain that the example box may help to give your child ideas, but it is not meant to be copied exactly.



Draw patterns on the butterfly's wings. Color the flowers.



Example




# Let's Find the Matching Socks

**To Parents:** To find the matches, remind your child to pay special attention to each sock's color, pattern, and length.



Draw lines to connect the matching socks.



# Let's Find Who's Hiding

**To Parents:** The focus of this activity is matching wholes with parts. First, guide your child to point to and name each animal in the example box (monkey, giraffe, elephant, snake, lion, rhinoceros, parrot).



Draw a line from each animal in the example box to where it is hiding in the picture.

