



Trace Lines

To Parents: In this activity, your child will practice drawing wavy lines and zigzags. If that seems difficult, encourage your child first to slowly trace the lines with their finger.



Trace lines from  to .





Bonus Challenge! Point to each vehicle and say its name.




Go Through the Maze

To Parents: This activity prompts children to draw a line within the white area. Since there isn't a guide, it's okay if the line isn't smooth.



Take the lamb to the mother sheep. Draw a line from  to . Then, make the animals' noises.



Bonus Challenge! Point to each animal and say its name.




Trace the Animals' Faces

To Parents: After your child traces the lines, say, "The pig's face is a circle, and the cow's face is a square." This will help them remember the shapes.



Trace lines from  to . Say the name of each shape.






Follow the Crayon Maze

To Parents: Make sure your child understands that they should navigate the maze following the direction of the tips of the crayons.



Draw a line from  to , following the direction the crayons are pointing.

