

# Let's Trace Numbers

**To Parents:** This activity will help your child begin to associate quantities with numbers.




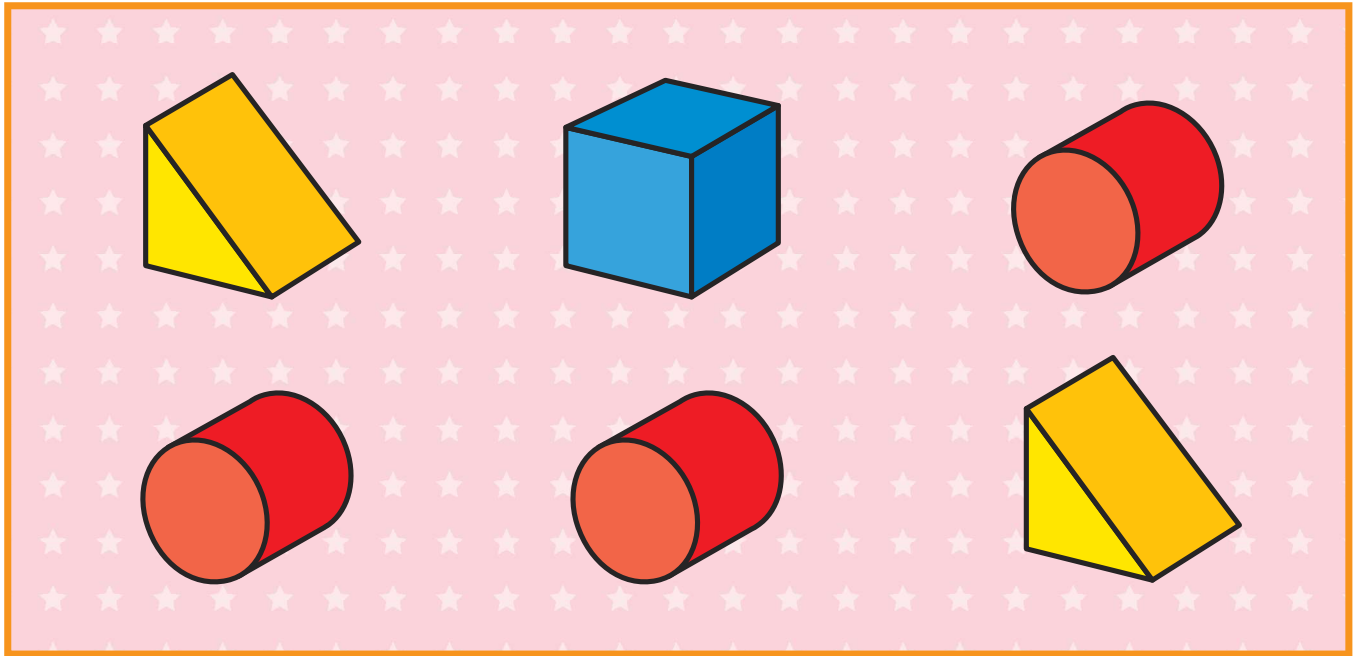
Color the apples. Then, trace the numbers.

# Let's Count the Blocks






**To Parents:** On this page, your child will practice sorting and counting different types of similar objects.






Count each type of building block. Then, color the same number of  at the bottom of the page for each type of block.



Number of  :     


Number of  :     



Number of  :     


## Let's Count the Tomatoes

**To Parents:** Your child may find it confusing that one of the tomatoes is not in the bowl. Make sure your child realizes the directions do not specify where the tomatoes should be in order to be included. Encourage him or her to count all the tomatoes.



Count the tomatoes. Then, color the same number of  at the bottom.



Draw a  around the number that matches the number of tomatoes.

10    11    12

## Let's Find and Color the Numbers

**To Parents:** This activity builds familiarity with numbers. Have your child say each number out loud while coloring it.



Can you find five numbers hidden in the picture below? Color them using any colors you like.



# Let's Trace Numbers

**To Parents:** This activity will help your child begin to associate quantities with numbers.




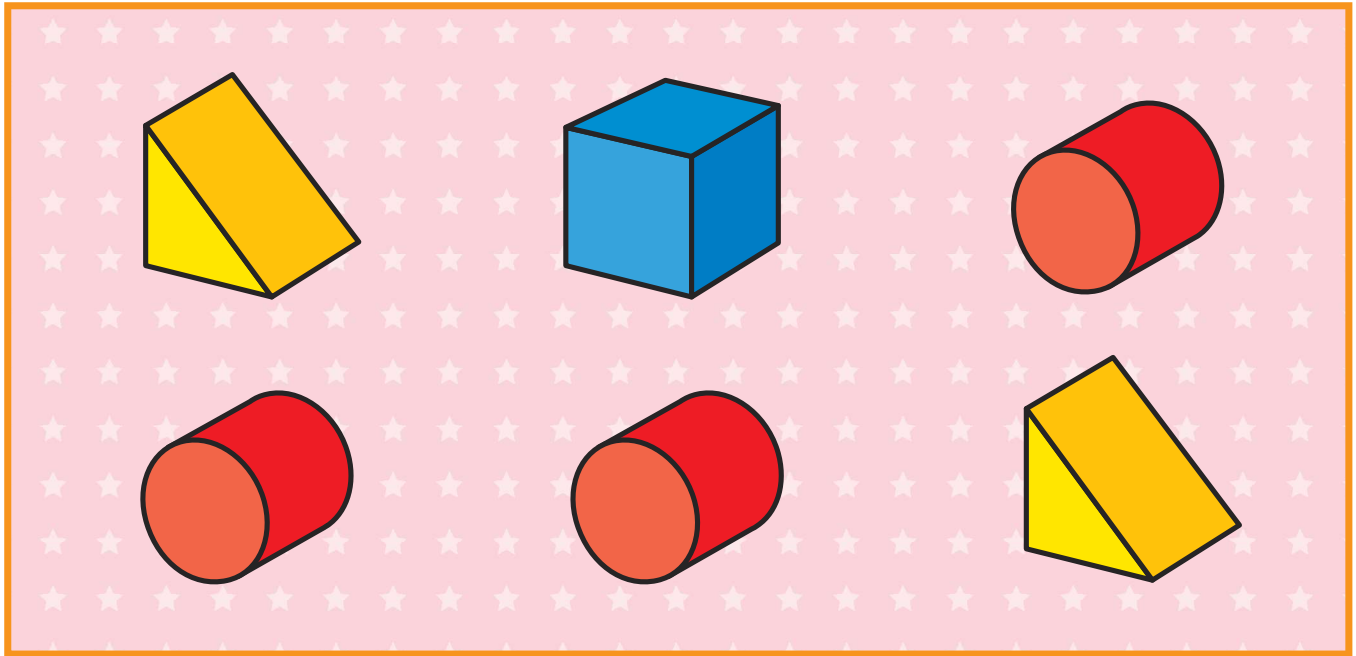
Color the apples. Then, trace the numbers.

# Let's Count the Blocks







**To Parents:** On this page, your child will practice sorting and counting different types of similar objects.

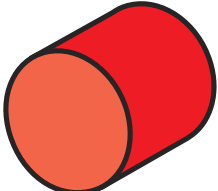



Count each type of building block. Then, color the same number of  at the bottom of the page for each type of block.



Number of  :     


Number of  :     



Number of  :     


## Let's Count the Tomatoes

**To Parents:** Your child may find it confusing that one of the tomatoes is not in the bowl. Make sure your child realizes the directions do not specify where the tomatoes should be in order to be included. Encourage him or her to count all the tomatoes.



Count the tomatoes. Then, color the same number of  at the bottom.



Draw a  around the number that matches the number of tomatoes.

10    11    12

## Let's Find and Color the Numbers

**To Parents:** This activity builds familiarity with numbers. Have your child say each number out loud while coloring it.



Can you find five numbers hidden in the picture below? Color them using any colors you like.

