



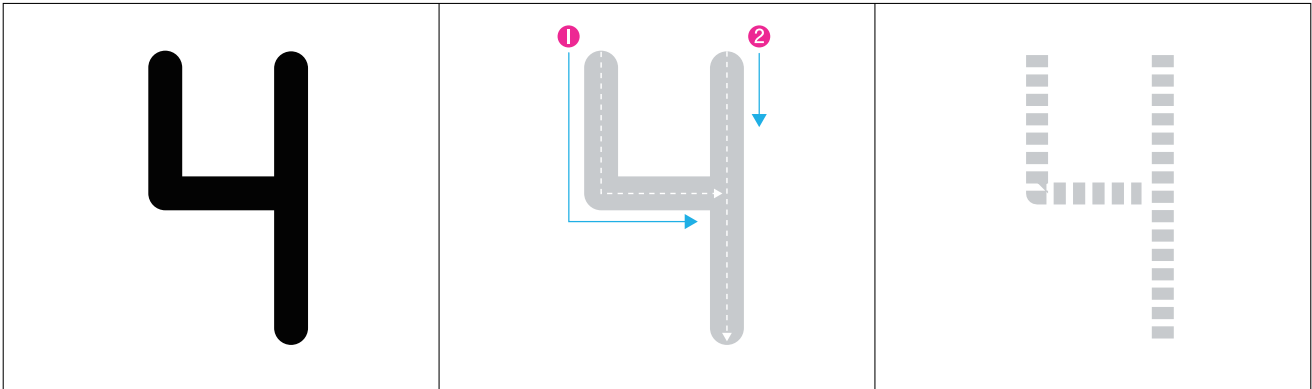


# Trace the Number 4

**To Parents:** When tracing the number 4, your child will need to make two lines, picking up the crayon in between. Trace the 4 with your finger to demonstrate as you explain this to your child.




Trace the number 4 and say “four flowers” and “four pigs.”



FOUR



Find 4 penguins and circle them. Then, find the number 4.




# Count the Apples

**To Parents:** Provide your child with a red crayon. After they have colored three apples, ask them how many more apples they will color and count the remaining apples. Then, count the colored apples aloud together.



Color the apples and count them.



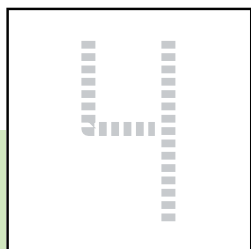


# Count the Flowers

**To Parents:** Encourage your child to name each object and its quantity aloud (example: four sunflowers, five tulips). Your child can choose which they want to do first: coloring, tracing, or counting.



Trace the numbers in the boxes. Color each flower. Count each group of flowers aloud.



# Count the Vehicles

**To Parents:** Encourage your child to press their finger on each vehicle and count aloud. Once the groups of three have been circled, ask your child how many circles there are. It's fine if your child circled different vehicles as long as it's a group of three.



Circle each group of 3 vehicles. How many groups of 3 are there?

The activity area is enclosed in a light purple border. It features several vehicles: three police cars (white with black roofs and 'POLICE' written on the side), three yellow taxis (with 'TAXI' signs and checkered patterns), and three red fire trucks (with ladders and hoses). An example group of three police cars is circled with a dashed line. A solid line with a small crayon icon at the end points to the word 'example' below the circled group.