

Glue

Glue

Glue


20




Play on the Playground

To Parents: Your child can practice cutting long lines, which requires them to open and close the scissors repeatedly. But if your child has difficulty, cut halfway for them and let them cut the rest. When finished gluing the cutouts in place, ask, "What is the name of this?"

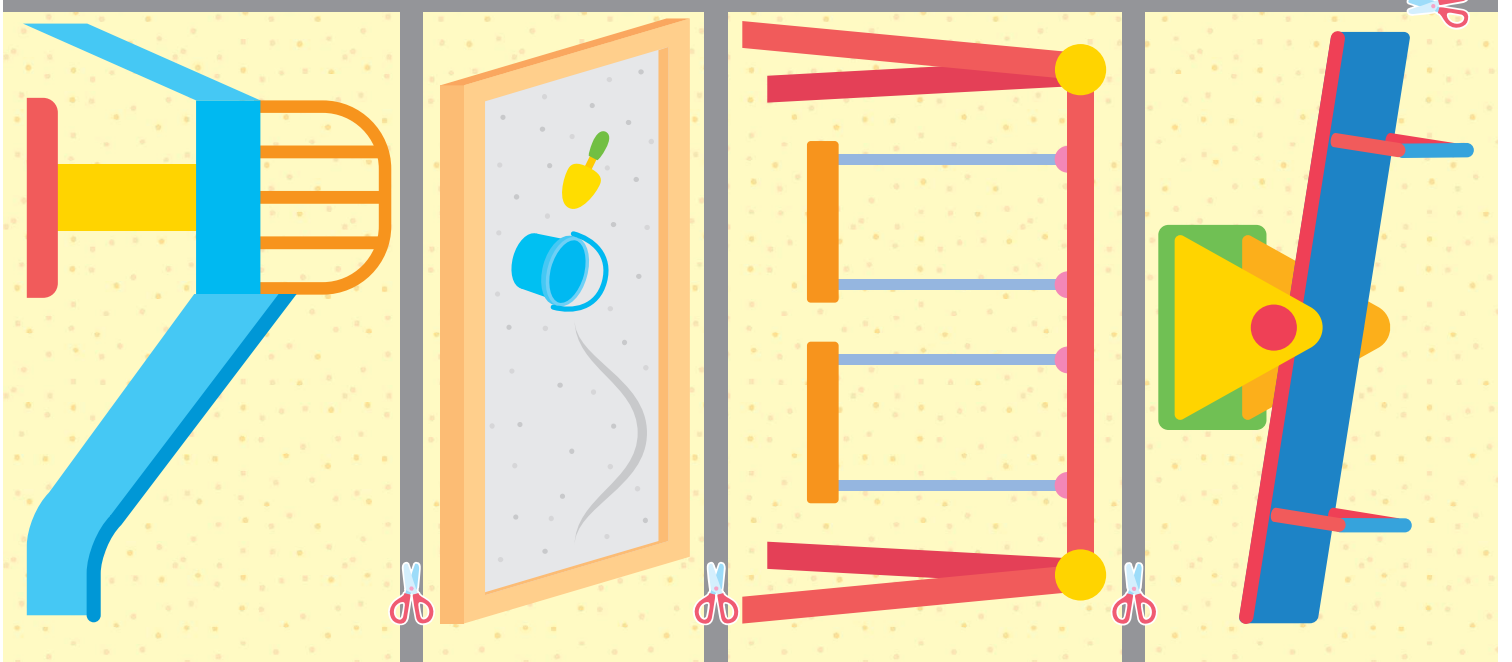



Cut out the playground equipment. Then use the shadows inside  to decide where to glue the matching pieces.





Parents: Cut this line for your child.





22



Match the Patterns


To Parents: Cut out and put each pattern on the correct animal. When your child places the cutouts, have them pay attention to colors and patterns. Pasting pieces upside down is okay. After your child has finished the task, ask them to name each animal.



Let's match the patterns.

Cut out the patterns and glue the matching pieces on .





Parents: Cut this line for your child.

