

Play with Cards


To Parents: The cards on pages 13, 15, and 17 are used for the “Two-Piece Puzzle” game. The cards on pages 14, 16, and 18 are used for the “Color Order” and “Color Match” games. To learn how to play the games, refer to pages 13, 15, and 20.



Play card games! Follow the instructions on pages 13, 15, and 17.

How to Make

Cut along the gray lines.




How to Play

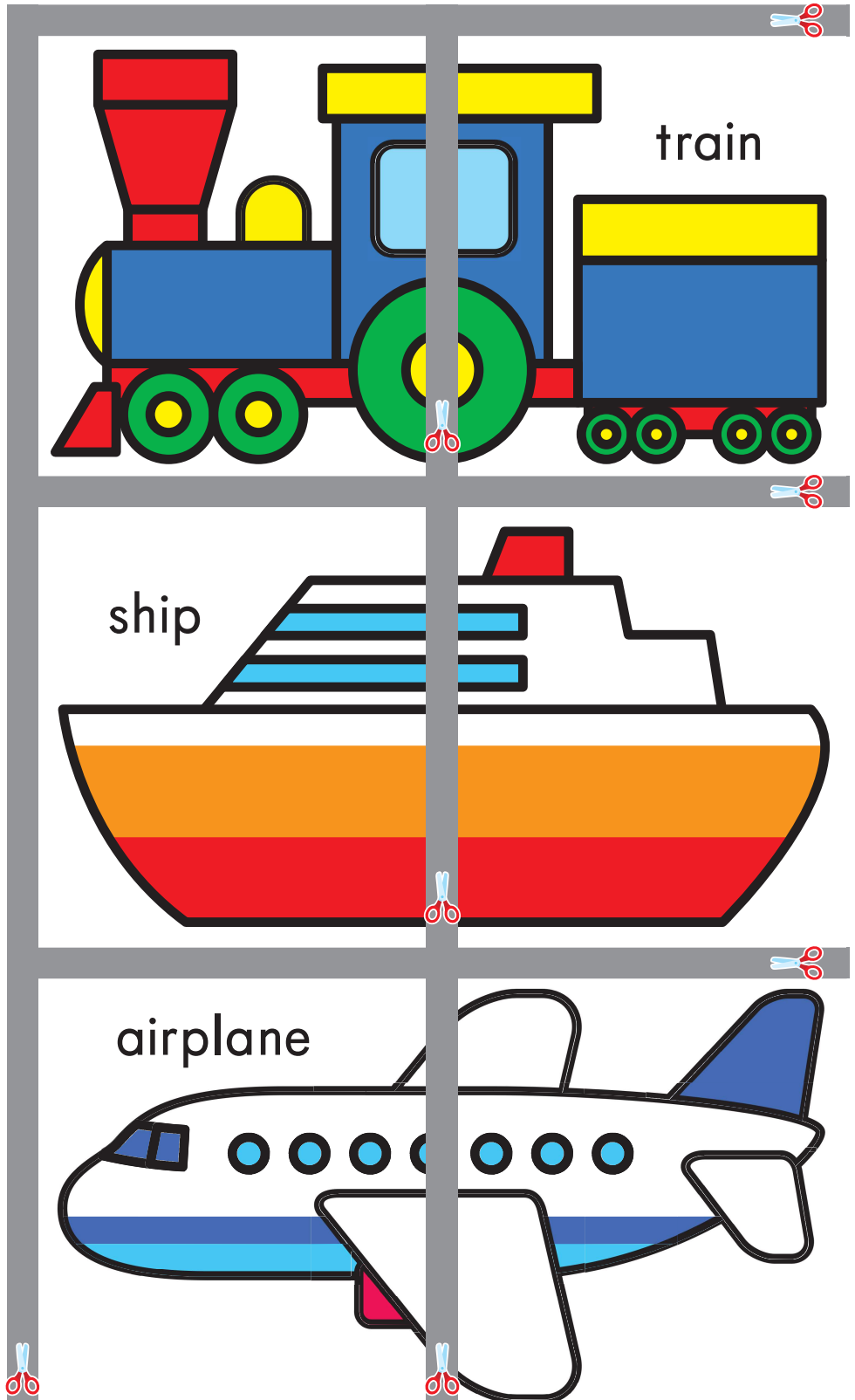
Two-Piece Puzzle

Spread out the cards and find a pair to make a picture.

Which cards match to make one picture?



Start with a small number of cards to match and gradually increase the number of cards.





Guess the Animals ①


To Parents: This activity helps children memorize words that start with letters of the alphabet. After quizzing your child, let them open the picture and say the words themselves.



Follow the instructions to play an alphabet game.




A is for alligator



Fold up




B is for bear



Fold up



C is for cow



Fold up

How to Play 1

Open each picture and ask your child to memorize the letter and animal on it.



After your child memorizes the picture, close it and ask them, "A is for...?"



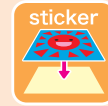
When your child answers correctly, open the picture.



That's right!



Go Through the Maze



To Parents: Since there is no guideline from the start to the goal, your child can move freely. If they almost touch the cat, pretend to mimic a cat's paw and reach out to touch the mouse. This allows your child to enjoy the activity while experiencing realism.



Put the mouse sticker on your finger and move it on the path from  to  without touching the cats.



• How to Play •

Bonus Challenge! After tracing, draw a line from  to  without touching the cats.

Find the Same Food

To Parents: Ask your child the kinds of vegetables and fruits they've eaten. This helps them build their vocabulary based on what they know and their interests.



Draw a line from each fruit and vegetable in the to its match in the picture.

 watermelon	 apple	 orange	 corn
 banana	 potato	 onion	
 lettuce	 avocado	 tomato	

 banana	 orange	 tomato	 lettuce	 potato
---	---	---	---	---

Bonus Challenge! Find the red food and say its name.

Find the Same Shape

To Parents: Point out that the color of each shape matches its frame. When matching the pieces, say the name of each shape for your child: triangle, circle, and square.



Cut out the pieces at the bottom of the page. Then put each shape within its matching frame.

Cut out the shape.

• How to Play •

